


TULIP 3191/3192

PROJECT PROJCT

SPEC TYPE

NOTES



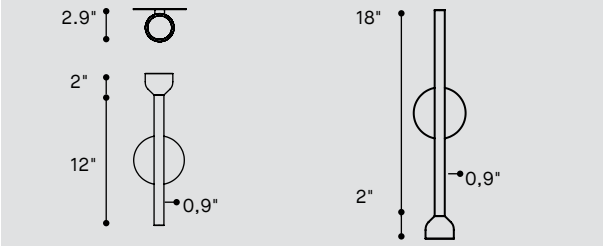
DIFFUSER DIFFUSEUR



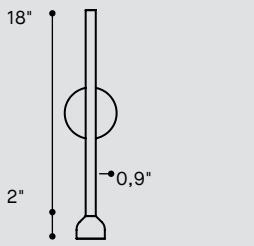
FINISH FINI



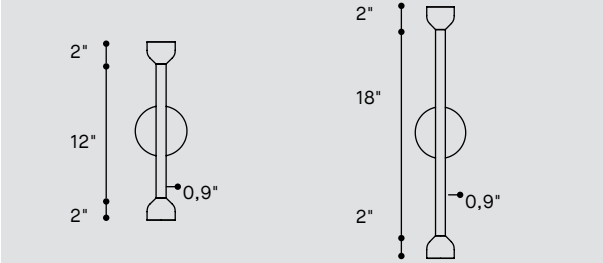
3191-12



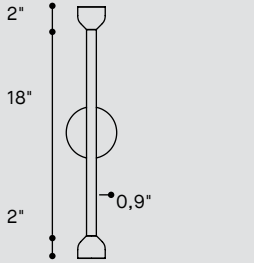
3191-18



3192-12



3192-18



PRODUCT CHARACTERISTICS CARACTÉRISTIQUES DU PRODUIT



ORDERING SPECIFICATION SPÉCIFICATION DE COMMANDE		CODE
MODEL MODÈLE		
3191-12-D	WALL SCONCE - 1 LIGHT SOURCE DIRECT (SHORT)	
3191-12-I	WALL SCONCE - 1 LIGHT SOURCE INDIRECT (SHORT)	
3191-18-D	WALL SCONCE - 1 LIGHT SOURCE DIRECT (LONG)	
3191-18-I	WALL SCONCE - 1 LIGHT SOURCE INDIRECT (LONG)	
3192-12	WALL SCONCE - 2 LIGHT SOURCES DIRECT-INDIRECT (SHORT)	
3192-18	WALL SCONCE - 2 LIGHT SOURCES DIRECT-INDIRECT (LONG)	
DIFFUSER DIFFUSEUR		
BLB	BULB - RECESSED FLAT LENS (BEAM ANGLE 20°)	
BUD	BUD - 1" SMALL DIFFUSER, FROSTED	
BSM	BLOSSOM - 2" LARGE DIFFUSER, FROSTED	
LIGHT SOURCE SOURCE LUMINEUSE		LED
LED	REGULAR OUTPUT	
COLOR TEMPERATURE TEMPÉRATURE DE COULEUR		
WDIM	2200K-5000K	
27	2700K (STATIC WHITE)	
30	3000K (STATIC WHITE)	
35	3500K (STATIC WHITE)	
40*	4000K (STATIC WHITE)	
* LONGER LEAD TIME MAY APPLY, PLEASE CONTACT YOUR EUREKA REPRESENTATIVE		
COLOR RENDERING INDEX (CRI) INDICE DE RENDU DE COULEUR (IRC)		90
90	90+ CRI	
VOLTAGE VOLTAGE		
120V	120 VOLT	
277V	277 VOLT	
CONTROL OPTION OPTION DE CONTRÔLE		
DV	0-10V DIMMING (120V-277V)	
DP	PHASE DIMMING (120V ONLY)	
NLTAIR2*	NLIGHT AIR CONTROL GEN 2	
NLIGHT*	NLIGHT WIRED CONTROL	
* NLIGHT INTEGRATION REQUIRES THE USAGE OF A REMOTE POWER PACK (39NLA A FOR NLTAIR2 OR 39NLWA FOR NLIGHT)		
REFER TO NLIGHT GUIDE AND INSTALLATION SHEET FOR ALL REQUIREMENTS.		
TUBE AND PLATE FINISH FINI TUBE ET PLAQUE		
BLKE	BLACK	CBE* CHOCOLATE BROWN NBE* NAVY BLUE
WHE	WHITE	CPE* CLAY PINK SBE* SAND BEIGE
CHM*	CHAMPAGNE METALLIC	DBE* DYNAMIC BLUE SGE* SAGE GREY
SIM*	SILVER METALLIC	GGE* GRASS GREEN STE* SUMMER TEAL
AYE*	APRICOT YELLOW	HGE* HUNTER GREEN RAL** PLEASE SPECIFY RAL CODE
BRE*	BRICK RED	LNE* LUNAR GREY
ALL FINISHES ARE FINE TEXTURED WITH THE EXCEPTION OF CHM, SIM		
* LONGER LEAD TIME MAY APPLY, PLEASE CONTACT YOUR EUREKA REPRESENTATIVE		
** SPECIFY 4 DIGIT RAL CLASSIC CODE. LONGER LEAD TIME MAY APPLY, PLEASE CONTACT YOUR EUREKA REPRESENTATIVE		
ACCESSORY ACCESSOIRE		
3983	DEEP JUNCTION BOX (PROVIDED)	
39NLAA*	NLIGHT AIR GEN 2 REMOTE CONTROLLER	
39NLWA*	NLIGHT WIRED REMOTE CONTROLLER	

TULIP WALL 3191/3192 - FINISH OPTIONS / OPTIONS DE FINIS

Standard



**BLKE**  
Black Textured



**WHE**  
White Textured

Metallic



**CHM**  
Champagne



**SIM**  
Silver


Premium




**AYE**  
Apricot  
Yellow  
Textured



**BRE**  
Brick Red  
Textured



**CBE**  
Chocolate  
Brown  
Textured



**CPE**  
Clay Pink  
Textured



**DBE**  
Dynamic Blue  
Textured



**GGE**  
Grass Green  
Textured



**HGE**  
Hunter Green  
Textured



**LNE**  
Lunar Gray  
Textured



**NBE**  
Navy Blue  
Textured



**SBE**  
Sand Beige  
Textured

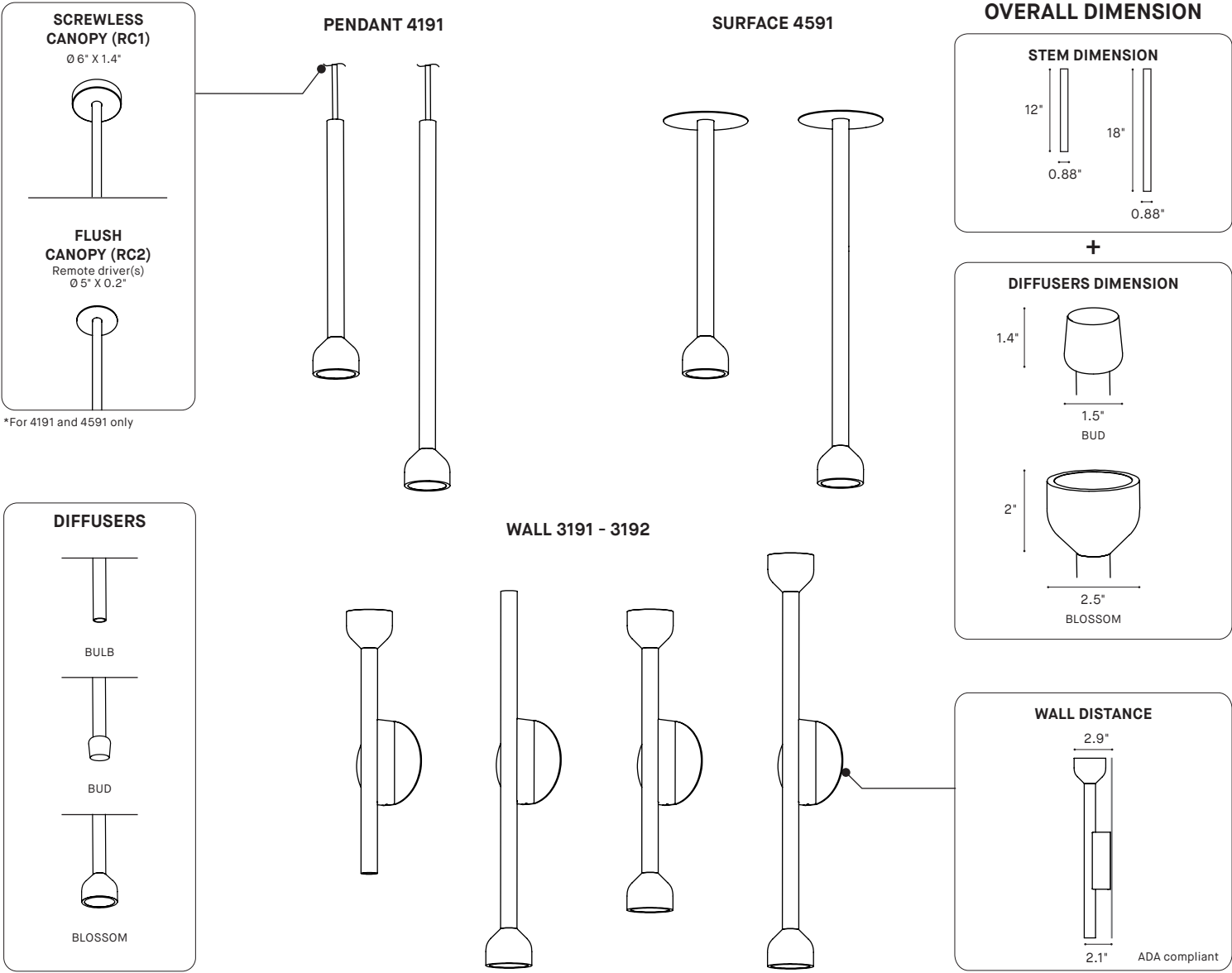


**SGE**  
Sage Gray  
Textured



**STE**  
Summer Teal  
Textured

TULIP ESSENTIALS 3191/3192/4191/4591



PRODUCT SPECIFICATION	1 HEAD	2 HEAD
PERFORMANCE	BULB — BUD — BLOSSOM	BULB — BUD — BLOSSOM
SYSTEM WATTAGE	5 W	10 W
DELIVERED LUMENS (4000K)	100 — 127 — 147 LM	XXX — 285 — XXX LM
EFFICACY	30 — 36 — 44 LM/W	XXX — 43 — XX LM/W
OTHER INFORMATION		
WEIGHT	~ LBS / KG	~ LBS / KG
L70 (LUMEN MAINTENANCE)	60,000 HRS	60,000 HRS

EFFICACY MULTIPLIERS

CRI	CCT	FACTOR
90+	4000K	1.00
90+	3500K	0.98
90+	3000K	0.94
90+	2700K	0.91

LIGHT DISTRIBUTION





Visit our website for warranty terms and conditions.

ESSENTIELS TULIP 3191/3192/4191/4591

